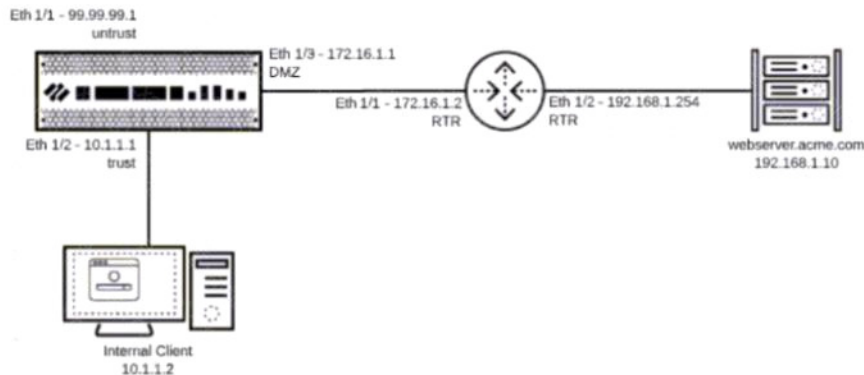


[Download Full Version PCNSA Exam Dumps\(Updated in Feb/2023\)](#)



- A. Add a route with the destination of 192.168.1.0/24 using interface Eth 1/3 with a next-hop of 192.168.1.10
- B. Add a route with the destination of 192.168.1.0/24 using interface Eth 1/2 with a next-hop of 172.16.1.2
- C. Add a route with the destination of 192.168.1.0/24 using interface Eth 1/3 with a next-hop of 172.16.1.2
- D. Add a route with the destination of 192.168.1.0/24 using interface Eth 1/3 with a next-hop of 192.168.1.254

Correct Answer: C

QUESTION 33

Which User-ID mapping method should be used for an environment with clients that do not authenticate to Windows Active Directory?

- A. Windows session monitoring via a domain controller
- B. passive server monitoring using the Windows-based agent
- C. Captive Portal
- D. passive server monitoring using a PAN-OS integrated User-ID agent

Correct Answer: C

Explanation:

<https://docs.paloaltonetworks.com/pan-os/9-0/pan-os-admin/user-id/map-ip-addresses-to-users/map-ip-addresses-to-username-using-captive-portal.html>

QUESTION 34

Which two components are utilized within the Single-Pass Parallel Processing architecture on a Palo Alto Networks Firewall? (Choose two.)

- A. Layer-ID
- B. User-ID
- C. QoS-ID
- D. App-ID

Correct Answer: BD

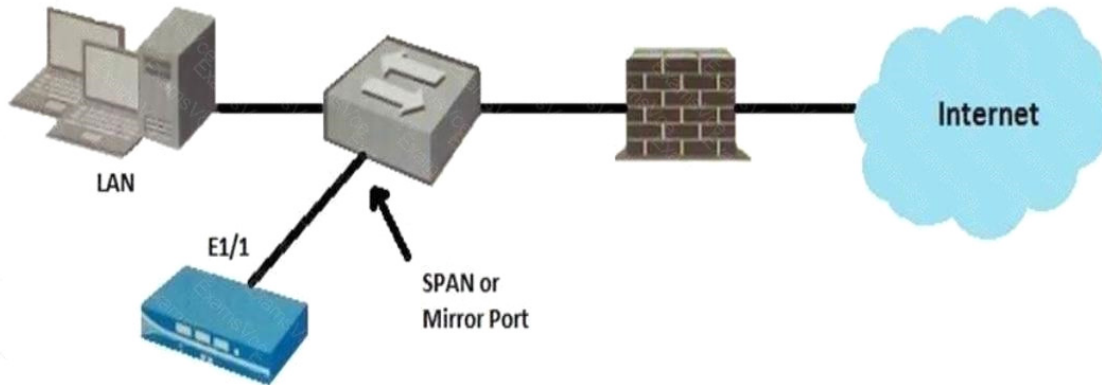
QUESTION 35

Given the topology, which zone type should you configure for firewall interface E1/1?

[PCNSA Exam Dumps](#) [PCNSA PDF Dumps](#) [PCNSA VCE Dumps](#) [PCNSA Q&As](#)

<https://www.ensurepass.com/PCNSA.html>

[Download Full Version PCNSA Exam Dumps\(Updated in Feb/2023\)](#)



- A. Tap
- B. Tunnel
- C. Virtual Wire
- D. Layer3

Correct Answer: A

QUESTION 36

Which statement is true about Panorama managed devices?

- A. Panorama automatically removes local configuration locks after a commit from Panorama
- B. Local configuration locks prohibit Security policy changes for a Panorama managed device
- C. Security policy rules configured on local firewalls always take precedence
- D. Local configuration locks can be manually unlocked from Panorama

Correct Answer: C

QUESTION 37

Which interface type is used to monitor traffic and cannot be used to perform traffic shaping?

- A. Layer 2
- B. Tap
- C. Layer 3
- D. Virtual Wire

Correct Answer: B

QUESTION 38

What must be configured for the firewall to access multiple authentication profiles for external services to authenticate a non-local account?

- A. authentication sequence
- B. LDAP server profile
- C. authentication server list

[Download Full Version PCNSA Exam Dumps\(Updated in Feb/2023\)](#)

D. authentication list profile

Correct Answer: A

QUESTION 39

Which statement is true regarding a Best Practice Assessment?

- A. The BPA tool can be run only on firewalls
- B. It provides a percentage of adoption for each assessment data
- C. The assessment, guided by an experienced sales engineer, helps determine the areas of greatest risk where you should focus prevention activities
- D. It provides a set of questionnaires that help uncover security risk prevention gaps across all areas of network and security architecture

Correct Answer: C

QUESTION 40

An administrator is troubleshooting an issue with traffic that matches the intrazone-default rule, which is set to default configuration. What should the administrator do?

- A. change the logging action on the rule
- B. review the System Log
- C. refresh the Traffic Log
- D. tune your Traffic Log filter to include the dates

Correct Answer: A

QUESTION 41

What must be considered with regards to content updates deployed from Panorama?

- A. Content update schedulers need to be configured separately per device group.
- B. Panorama can only install up to five content versions of the same type for potential rollback scenarios.
- C. A PAN-OS upgrade resets all scheduler configurations for content updates.
- D. Panorama can only download one content update at a time for content updates of the same type.

Correct Answer: D

QUESTION 42

An administrator needs to create a Security policy rule that matches DNS traffic within the LAN zone, and also needs to match DNS traffic within the DMZ zone. The administrator does not want to allow traffic between the DMZ and LAN zones. Which Security policy rule type should they use?

- A. default
- B. universal
- C. intrazone

[PCNSA Exam Dumps](#) **[PCNSA PDF Dumps](#) **[PCNSA VCE Dumps](#) **[PCNSA Q&As](#)******

<https://www.ensurepass.com/PCNSA.html>

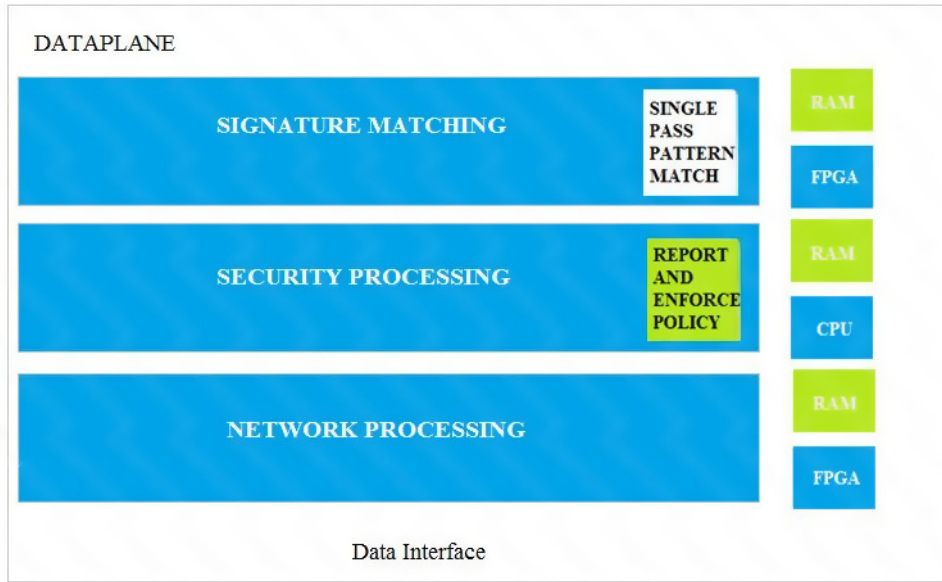
[Download Full Version PCNSA Exam Dumps\(Updated in Feb/2023\)](#)

D. interzone

Correct Answer: A

QUESTION 43

Which data-plane processor layer of the graphic shown provides uniform matching for spyware and vulnerability exploits on a Palo Alto Networks Firewall?



- A. Signature Matching
- B. Network Processing
- C. Security Processing
- D. Security Matching

Correct Answer: A

QUESTION 44

In the example security policy shown, which two websites fcked? (Choose two.)

	Name	Tags	Zone	Address	Zone	Address	Application	Service	URL Category	Action	Profile
1	Block-Sites	outbound	Inside	Any	Outside	Any	Any	any	Social-networking	Deny	None

- A. LinkedIn
- B. Facebook
- C. YouTube
- D. Amazon

Correct Answer: AB

QUESTION 45

[PCNSA Exam Dumps](#) [PCNSA PDF Dumps](#) [PCNSA VCE Dumps](#) [PCNSA Q&As](#)

<https://www.ensurepass.com/PCNSA.html>

[Download Full Version PCNSA Exam Dumps\(Updated in Feb/2023\)](#)

Which Palo Alto network security operating platform component provides consolidated policy creation and centralized management?

- A. Prisma SaaS
- B. Panorama
- C. AutoFocus
- D. GlobalProtect

Correct Answer: B

QUESTION 46

Which administrator receives a global notification for a new malware that infects hosts. The infection will result in the infected host attempting to contact and command-and-control (C2) server. Which security profile components will detect and prevent this threat after the firewall's signature database has been updated?

- A. antivirus profile applied to outbound security policies
- B. data filtering profile applied to inbound security policies
- C. data filtering profile applied to outbound security policies
- D. vulnerability profile applied to inbound security policies

Correct Answer: C

QUESTION 47

What is considered best practice with regards to committing configuration changes?

- A. Disable the automatic commit feature that prioritizes content database installations before committing
- B. Validate configuration changes prior to committing
- C. Wait until all running and pending jobs are finished before committing
- D. Export configuration after each single configuration change performed

Correct Answer: A

QUESTION 48

An administrator needs to add capability to perform real-time signature lookups to block or sinkhole all known malware domains. Which type of single unified engine will get this result?

- A. User-ID
- B. App-ID
- C. Security Processing Engine
- D. Content-ID

Correct Answer: A

QUESTION 49

Starting with PAN-OS version 9.1, application dependency information is now reported in which two locations? (Choose two.)

- A. on the App Dependency tab in the Commit Status window
- B. on the Policy Optimizer's Rule Usage page

[PCNSA Exam Dumps](#) **[PCNSA PDF Dumps](#) **[PCNSA VCE Dumps](#) **[PCNSA Q&As](#)******

<https://www.ensurepass.com/PCNSA.html>