

## [Download Full Version DP-900 Exam Dumps\(Updated in Feb/2023\)](#)

To complete the sentence, select the appropriate option in the answer area.

In a data warehousing workload, data

	▼
from a single source is distributed to multiple locations	
from multiple sources is combined in a single location	
is added to a queue for multiple systems to process	
is used to train machine learning models	

**Correct Answer:**

In a data warehousing workload, data

	▼
from a single source is distributed to multiple locations	
from multiple sources is combined in a single location	
is added to a queue for multiple systems to process	
is used to train machine learning models	

### QUESTION 105

You manage an application that stores data in a shared folder on a Windows server.

You need to move the shared folder to Azure Storage.

Which type of Azure Storage should you use?

- A. queue
- B. blob
- C. file
- D. table

**Correct Answer: C**

**Explanation:**


Azure file shares can be mounted concurrently by cloud or on-premises deployments of Windows, Linux, and macOS. Azure file shares can also be cached on Windows Servers with Azure File Sync for fast access near where the data is being used.

### QUESTION 106

HOTSPOT


To complete the sentence, select the appropriate option in the answer area.

## [Download Full Version DP-900 Exam Dumps\(Updated in Feb/2023\)](#)

A visualization that illustrates a university's current student enrollment per department is an example of  analytics.

cognitive
descriptive
predictive
prescriptive

**Correct Answer:**

A visualization that illustrates a university's current student enrollment per department is an example of  analytics.

cognitive
descriptive
predictive
prescriptive

### QUESTION 107

HOTSPOT

To complete the sentence, select the appropriate option in the answer area.

Batch workloads

process data in memory, row-by-row.
collect and process data at most once a day.
process data as new data is received in near real-time.
collect data and then process the data when a condition is met.

**Correct Answer:**

Batch workloads

process data in memory, row-by-row.
collect and process data at most once a day.
process data as new data is received in near real-time.
collect data and then process the data when a condition is met.

### QUESTION 108

HOTSPOT

For each of the following statements, select Yes if the statement is true. Otherwise select No.

NOTE: Each correct selection is worth one point.

Answer Area

Statements

A pipeline is a representation of a data structure within Azure Data Factory.

Azure Data Factory pipelines can execute other pipelines.

A processing step within an Azure Data Factory pipeline is an activity.

Yes

No

☐

☐

☐

☐

☐

☐

## [Download Full Version DP-900 Exam Dumps\(Updated in Feb/2023\)](#)

**Correct Answer:**

Answer Area

Statements

A pipeline is a representation of a data structure within Azure Data Factory.

Azure Data Factory pipelines can execute other pipelines.

A processing step within an Azure Data Factory pipeline is an activity.

Yes No

☐ ☒ ☐ ☐

### QUESTION 109

#### HOTSPOT

To complete the sentence, select the appropriate option in the answer area.

Answer Area

A key/value data store is optimized for

enforcing constraints.  
simple lookups.  
table joins.  
transactions.

**Correct Answer:**

Answer Area

A key/value data store is optimized for

enforcing constraints.  
simple lookups.  
table joins.  
transactions.

### QUESTION 110

#### HOTSPOT

For each of the following statements, select yes if the statement is true, Otherwise, select No.

Note: Each correct selection is worth one point.

Answer Area

Statements

Batch processing can output data to a file store.

Batch processing can output data to a relational database.

Batch processing can output data to a NoSQL database.

Yes No

☐ ☐

☐ ☐

☐ ☐

**Correct Answer:**

## [Download Full Version DP-900 Exam Dumps\(Updated in Feb/2023\)](#)

Answer Area		Statements		Yes	No
		Batch processing can output data to a file store.		<input checked="" type="checkbox"/>	<input type="checkbox"/>
		Batch processing can output data to a relational database.		<input checked="" type="checkbox"/>	<input type="checkbox"/>
		Batch processing can output data to a NoSQL database.		<input type="checkbox"/>	<input checked="" type="checkbox"/>

### QUESTION 111

Which command-line tool can you use to query Azure SQL databases?

- A. sqlcmd
- B. bcp
- C. azdata
- D. Azure CLI

**Correct Answer: A**

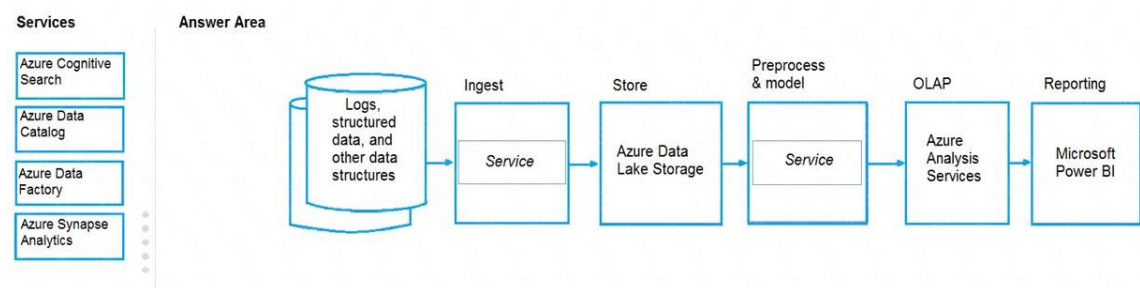
### QUESTION 112

DRAG DROP

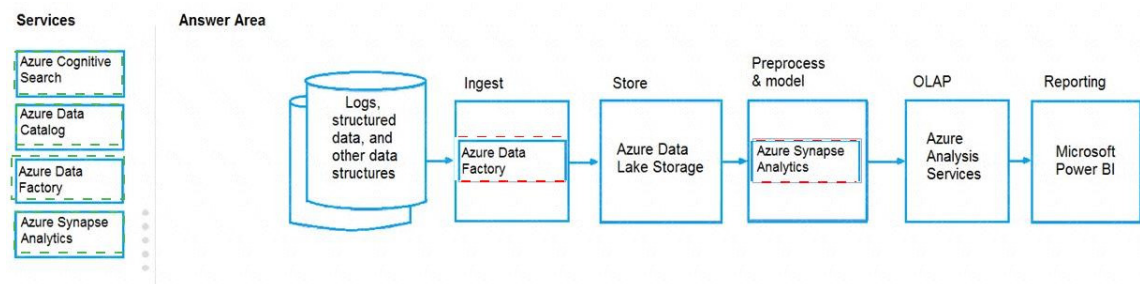
Match the Azure services to the appropriate locations in the architecture.

To answer, drag the appropriate service from the column on the left to its location on the right. Each service may be used once, more than once, or not at all.

NOTE: Each correct match is worth one point.



**Correct Answer:**



### QUESTION 113

What is a characteristic of a non-relational database?

[DP-900 Exam Dumps](#) [DP-900 PDF Dumps](#) [DP-900 VCE Dumps](#) [DP-900 Q&As](#)

<https://www.ensurepass.com/DP-900.html>

**[Download Full Version DP-900 Exam Dumps\(Updated in Feb/2023\)](#)**

- A. a fixed schema
- B. self-describing entities
- C. full support for Transact-SQL
- D. none of the above

**Correct Answer: C**

**QUESTION 114**

**DRAG DROP**

Match the Azure Cosmos DB APIs to the appropriate data structures.

To answer, drag the appropriate API from the column on the left to its data structure on the right. Each API may be used once, more than once, or not at all.

NOTE: Each correct match is worth one point.

APIs	Answer Area
Cassandra API	<input type="text"/> Graph data
Gremlin API	<input type="text"/> JSON documents
MongoDB API	<input type="text"/> Key/value data
Table API	

**Correct Answer:**

APIs	Answer Area
Cassandra API	Gremlin API Graph data
Gremlin API	MongoDB API JSON documents
MongoDB API	Table API Key/value data
Table API	

**QUESTION 115**

What is a characteristic of batch processing?

- A. The data ingested during batch processing must be processed as soon as the data is received.
- B. Large datasets must be split into batches of less than 1 GB before the data can be processed.
- C. There is a noticeable time delay between ingesting data and obtaining the data processing results.
- D. Batch processing can only process data that is structured.

**Correct Answer: D**

**QUESTION 116**

**HOTSPOT**

For each of the following statements, select Yes if the statement is true. Otherwise, select No.

**[DP-900 Exam Dumps](#)   **[DP-900 PDF Dumps](#)   **[DP-900 VCE Dumps](#)   **[DP-900 Q&As](#)********

**<https://www.ensurepass.com/DP-900.html>**