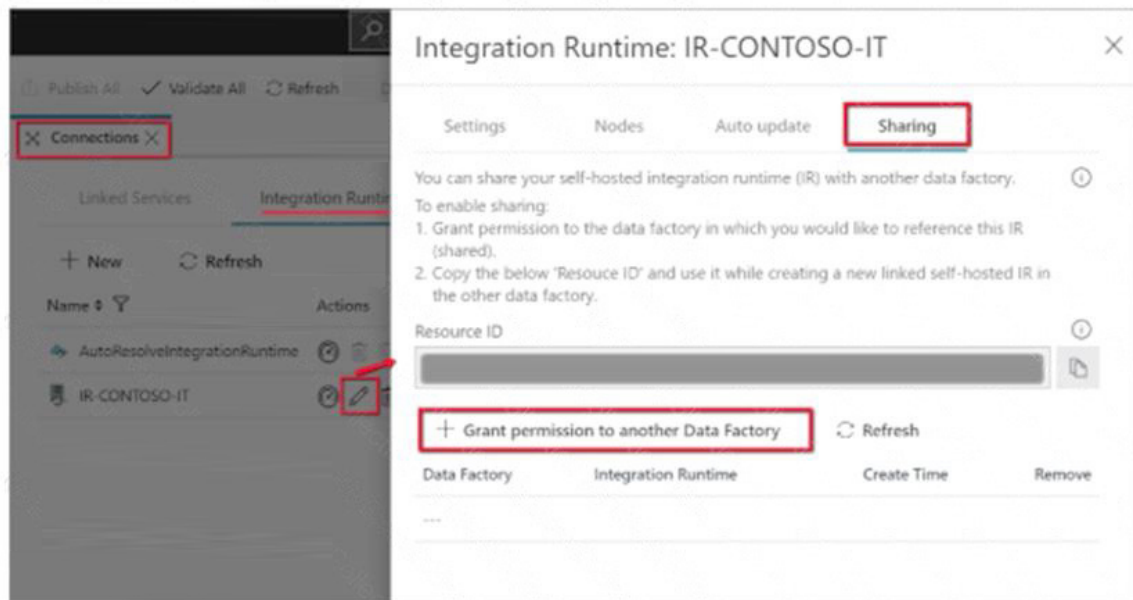


## [Download Full Version DP-200 Exam Dumps\(Updated in Feb/2023\)](#)

Step 2: Setup of the Integration Runtime Runtime1

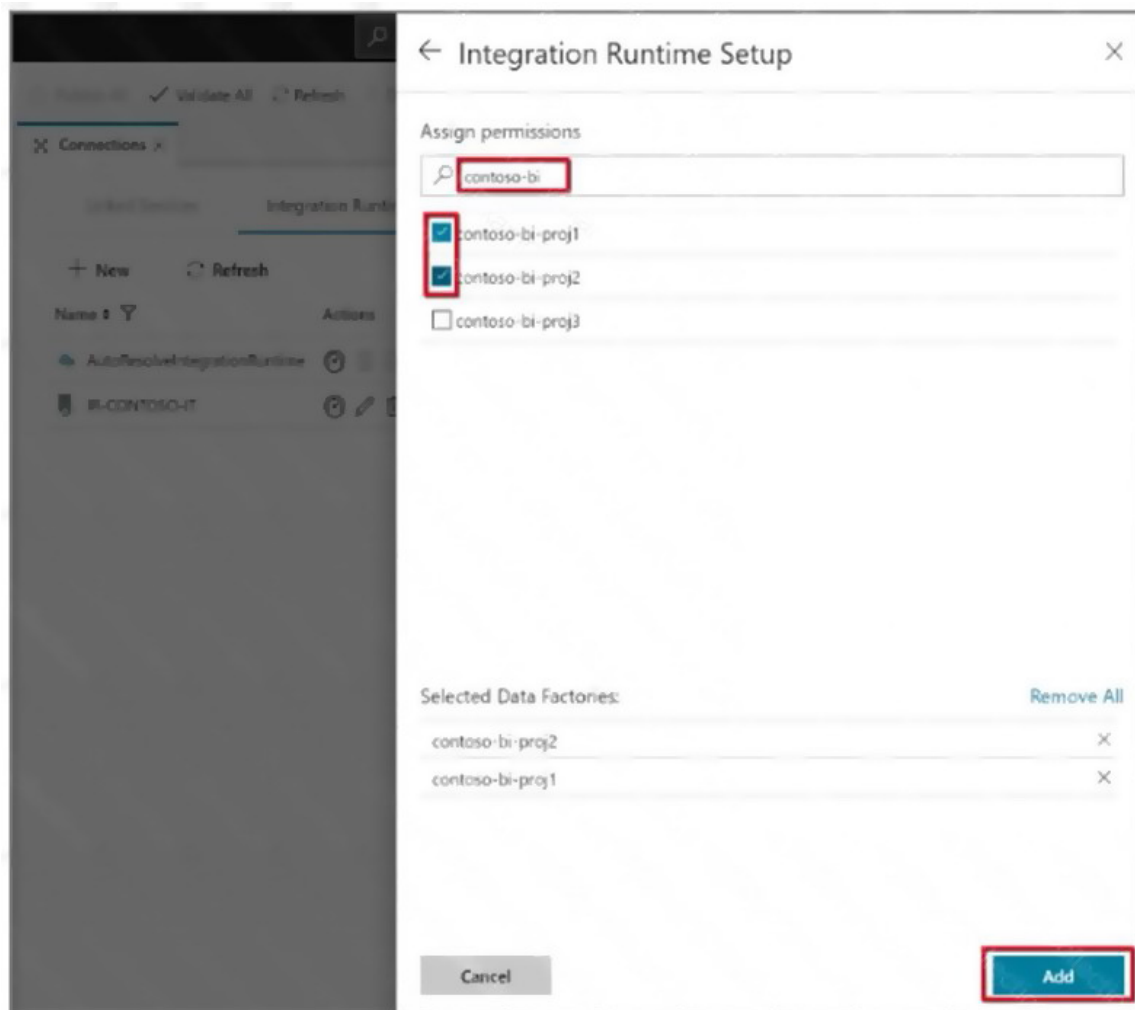
High-level steps for creating a linked self-hosted IR

1. In the self-hosted IR Runtime to be shared, click Connections and Grant permission to another Data Factory.



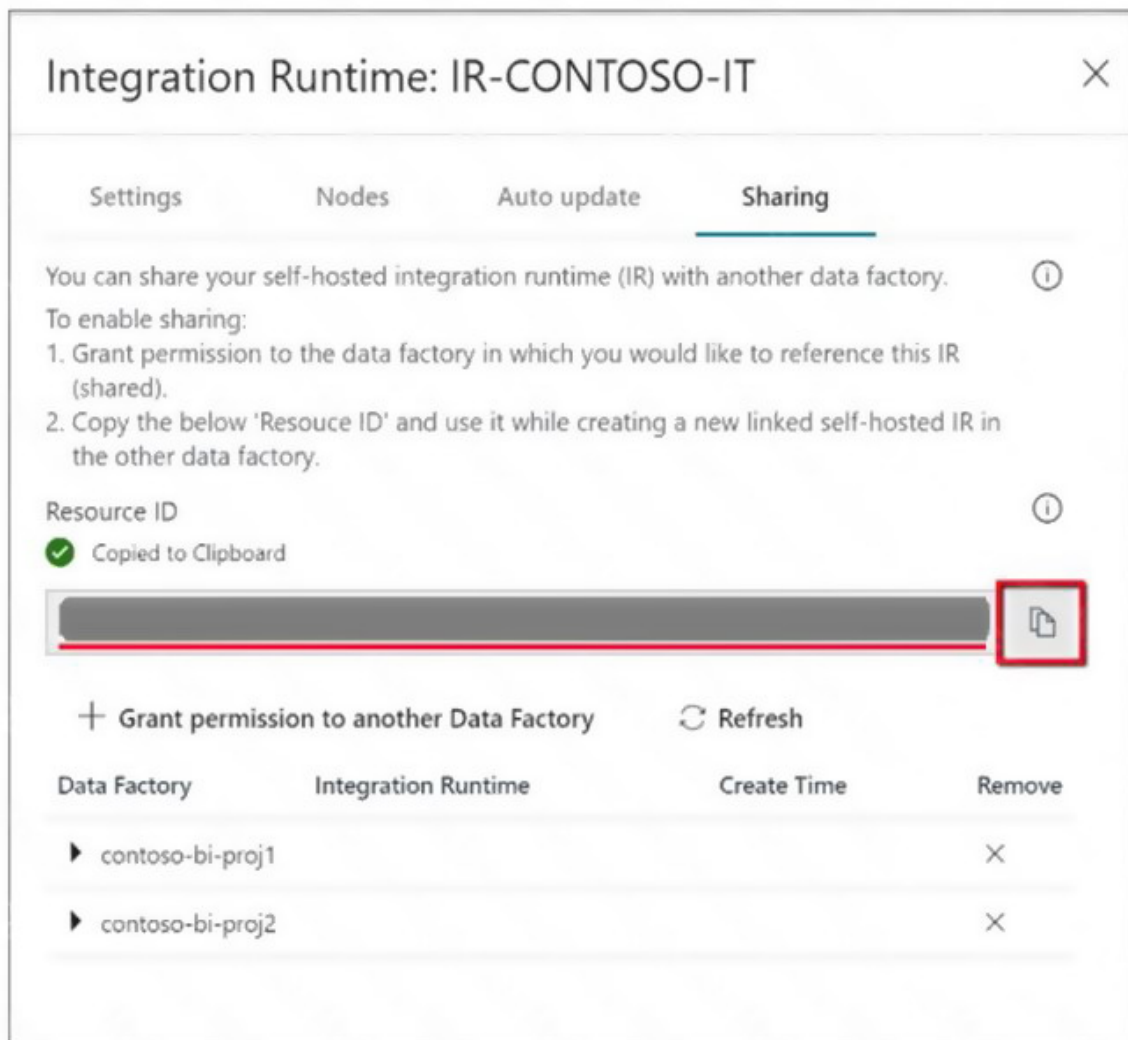
2. Select the data factory you just created.

[Download Full Version DP-200 Exam Dumps\(Updated in Feb/2023\)](#)



Note the resource ID of the self-hosted IR to be shared.


[Download Full Version DP-200 Exam Dumps\(Updated in Feb/2023\)](#)




3. In the data factory to which the permissions were granted, create a new self-hosted IR (linked) and enter the resource ID.

## Integration Runtime Setup

Choose the network environment of the data source/destination or external compute to which the integration runtime will connect to for data movement or dispatch activities:



Azure Public ⓘ




Self-Hosted ⓘ

---

**External Resources:**

You can use an existing self-hosted integration runtime that exists in another Data Factory. This way you can reuse your existing infrastructure where self-hosted integration runtime is setup.



Linked Self-Hosted ⓘ

Cancel

← Previous

Next →

[Download Full Version DP-200 Exam Dumps\(Updated in Feb/2023\)](#)

## Integration Runtime Setup

Use an existing self-hosted integration runtime infrastructure in another data factory. This will create a logical link to an existing self-hosted integration runtime.

Name \*

IR-CONTOSO-BI01

Description

Linked IR using Contoso-IT managed IR

Type

Self-Hosted (Linked)

Resource ID \*

Cancel Previous Finish

References:

<https://docs.microsoft.com/en-us/azure/data-factory/quickstart-create-data-factory-portal>

<https://docs.microsoft.com/en-us/azure/data-factory/create-self-hosted-integration-runtime#sharing-the-self-hosted-integration-runtime-ir-with-multiple-data-factories>

[DP-200 Exam Dumps](#) [DP-200 PDF Dumps](#) [DP-200 VCE Dumps](#) [DP-200 Q&As](#)

<https://www.ensurepass.com/DP-200.html>