



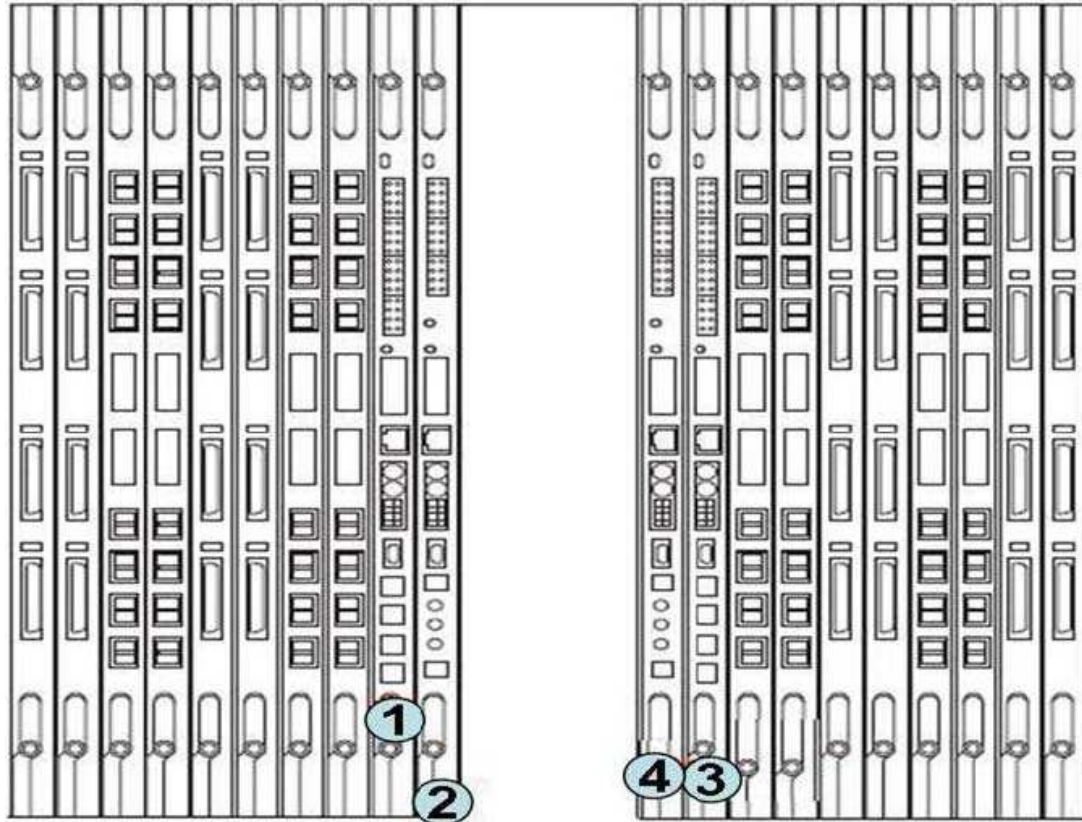
Exam Code: e20-616

Exam Name: Symmetrix Installation and Troubleshooting
Specialist Exam

Vendor: EMC

Version: DEMO

1: You are viewing the rear of a Symmetrix DMX22000/3000 Card Cage. Where will you find ECM1?



- A.1
- B.2
- C.3
- D.4

Correct Answers: B

2: A DMX-2 memory configuration containing four (4) memory boards is to be upgraded to larger size cache boards. The upgrade results in a two (2) memory board configuration. How will the bandwidth of the DMX-2 be affected by the upgrade?

- A.Decreased by the smaller cache card count
- B.Increased by the larger memory size
- C.Unchanged, only memory size is affected
- D.Will remain at the theoretical maximum

Correct Answers: B

3: What is a major difference in director data flow between the Symmetrix 8000 series and a DMX-2?

- A.An 8430 uses loop redundancy
- B.An 8530's directors are connected to two data busses
- C.Directors in a DMX-2 are connected to top high and bottom low
- D.DMX-2 port bypass cards are connected directly to cache

Correct Answers: B

4: What is a difference between a Symmetrix 8830 and a DMX-2?

- A. An 8830 24-slot card cage is scalable
- B. Disks on a DMX-2 are FC-AL
- C. DMX-2 uses a cache interconnect multi-drop bus
- D. Maximum system bandwidth on an 8830 is 16Gb/s

Correct Answers: B

5: When will a customer's host be able to access the data on a BCV?

- A. After the BCV is established
- B. After the BCV is split
- C. When the BCV is created in the Bin
- D. While the BCV is syncing with the data volume

Correct Answers: B

6: When is the relationship between a data volume and a BCV created?

- A. When the BCV is created in the bin file
- B. When the BCV is established
- C. When the BCV is split
- D. When the BCV is varied on

Correct Answers: B

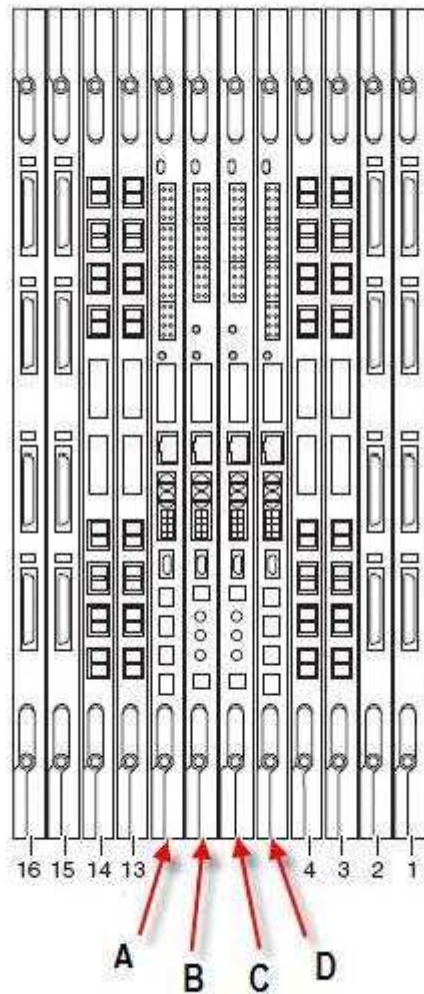
7: When looking at the DMX FA Back Adapter, you notice that one of the SFPs is blue. What does this mean?

- A. Long wave, multi mode port
- B. Long wave, single mode port
- C. Short wave, multi mode port
- D. Short wave, single mode port

Correct Answers: B

8: Click the exhibit button.

Symmetrix DMX1000 card cage (rear)



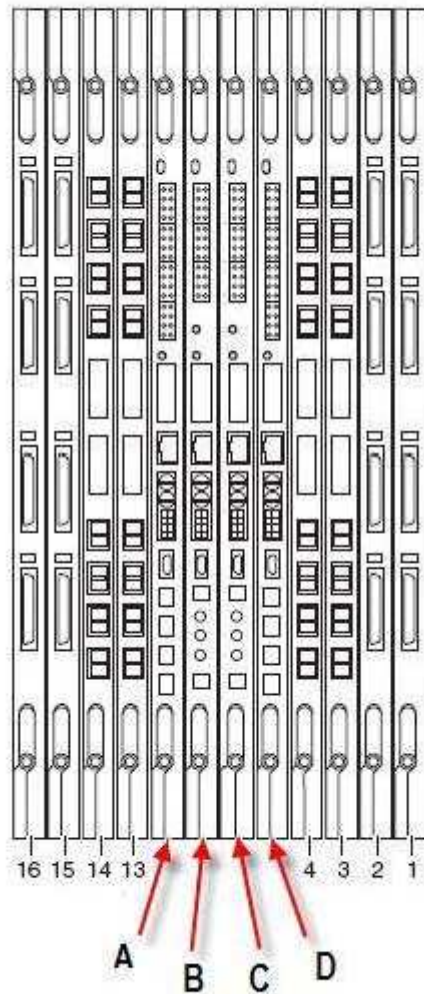
You are viewing the rear of the DMX1000 card cage. Which card is ECM1?

- A.A
- B.B
- C.C
- D.D

Correct Answers: B

9: Click the exhibit button.

Symmetrix DMX1000 card cage (rear)



You are viewing the rear of the DMX1000 card cage. Which card is CCM0?

- A.A
- B.B
- C.C
- D.D

Correct Answers: D

10: What does the Interleave Service Policy manage during a read operation?

- A.Reads the tracks from M1 and M2 randomly
- B.Reads the tracks from M1 and M2 alternatively
- C.Reads the tracks only from M1
- D.Tracks measurements of I/O on logical volumes and chooses the appropriate mirror

Correct Answers: B

11: Which component of a DMX-2 performs Front End, director-to-director communications?

A.CCM

B.ECM

C.LCC

D.PBC

Correct Answers: A