



Vendor: Apple

Exam Code: 9L0-806

Exam Name: Apple Certified Associate - iWork

Version: DEMO

QUESTION 1

Click the Pages button that allows you wrap text around an inserted image.

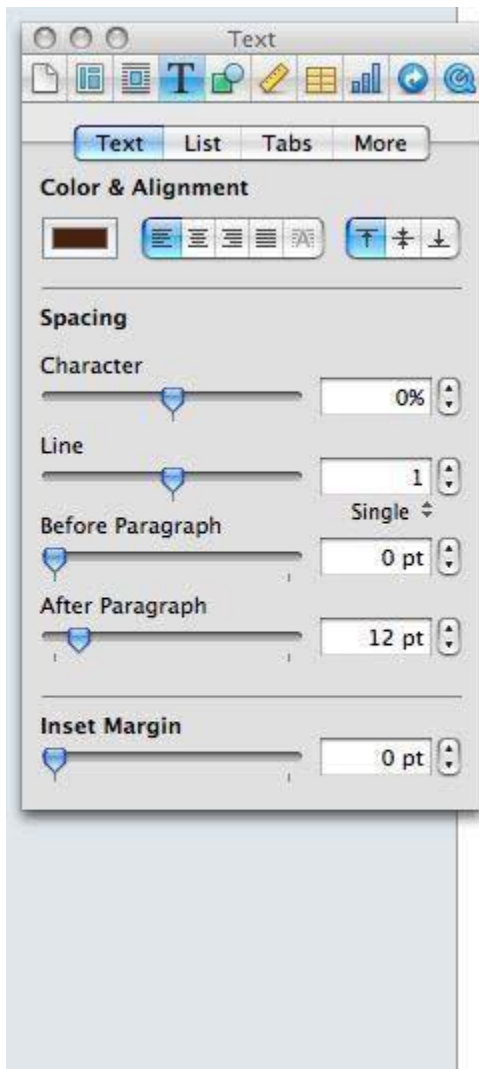


Answer:



QUESTION 2

Which item allows you to increase the space between paragraphs as shown in the image?



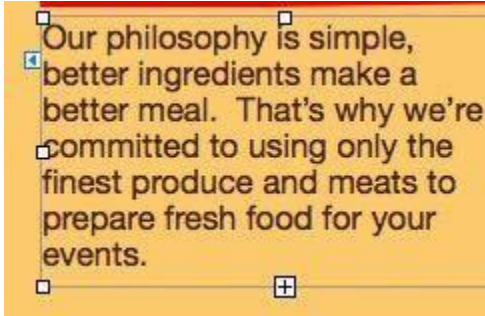
A. After Paragraph

- B. Character
- C. Line

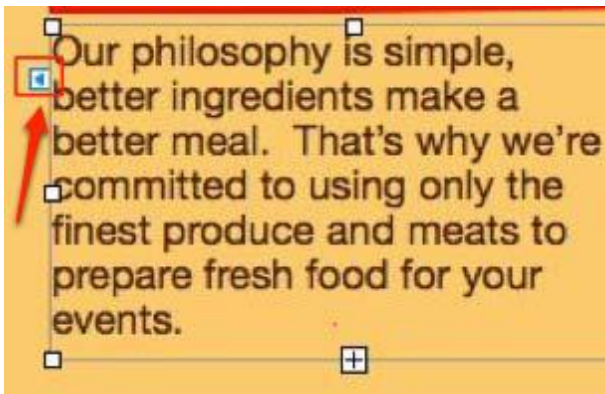
Answer: C

QUESTION 3

Click the Pages item that allows you to link text boxes.

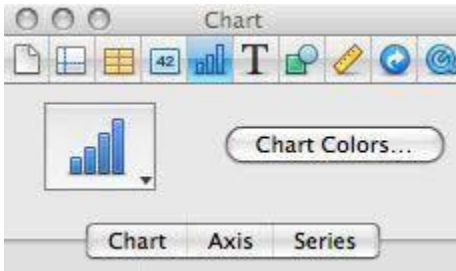


Answer:

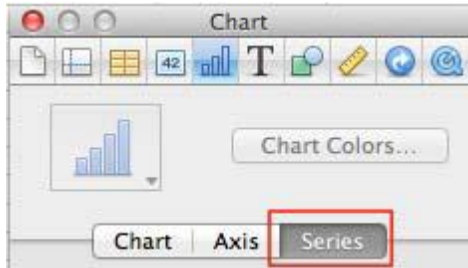


QUESTION 4

Click the Numbers button in the Chart inspector that allows you to add error bars to your chart.



Answer:



QUESTION 5

Which menu item allows you to shrink the overall size of a Keynote presentation containing scaled images or trimmed media?

- A. File > Reduce File Size
- B. Format > Advanced
- C. Slide > Collapse All

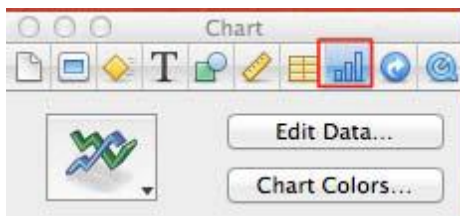
Answer: A

QUESTION 6

Click the Keynote item that allows you access the Chart Data Editor.



Answer:



QUESTION 7

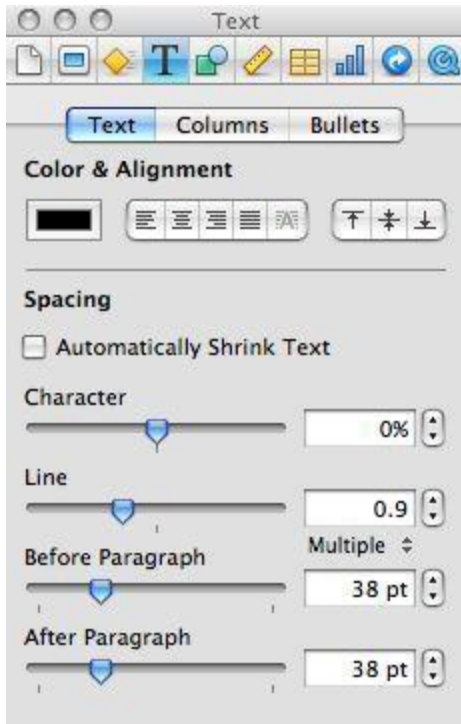
Which of the following is indicated by a red bar at the top of the Presenter Display?

- A. The next build or animation is loaded and ready for playback.
- B. You should wait before clicking to advance to the next build or slide.
- C. The next slide contains an error.

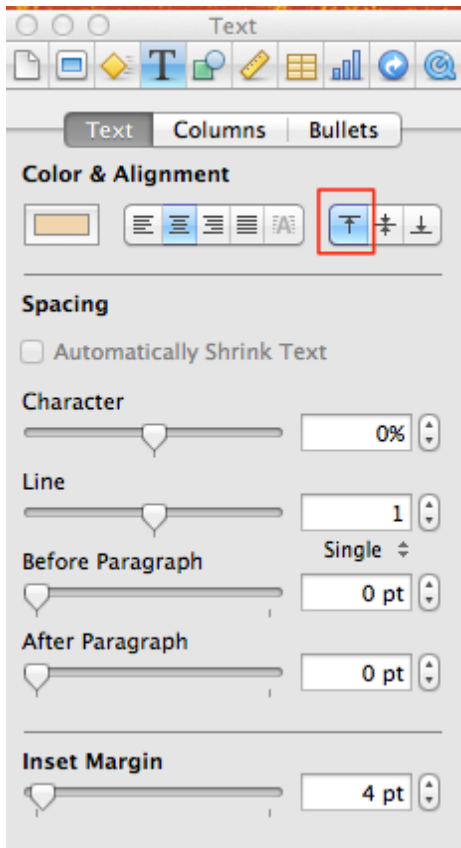
Answer: A

QUESTION 8

Click the Keynote button that allows you to align text to the top of a text box.



Answer:



QUESTION 9

Click the button that allows you to view and pick iPhoto images from within Keynote.



Answer:



QUESTION 10

Click the Numbers item that allows you to format a cell (e.g. Date & Time).



Answer:

