



Exam Code: 920-551

Exam Name: GSM BTS 18000 Installation &
Commissioning

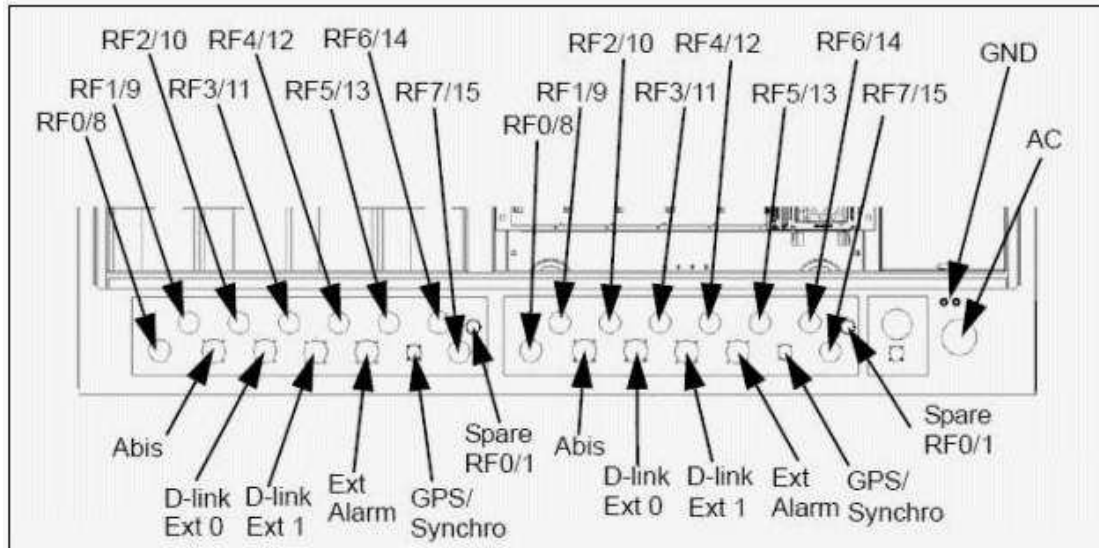
Vendor: Nortel

Version: DEMO

Part: A

1: Click on the Exhibit button.

According to the exhibit, what is the maximum number of external alarm cables used to monitor the BTS environment?



A.2

B.3

C.4

D.5

Correct Answers: A

2: In which order should the modules represented in the DDU be switched on during the procedure of powering on the GSM BTS 18020?

A.ECU, Digital/RICO, RF0, RF1

B.Digital/RICO, RF0, ECU, RF1

C.RF0, RF1, ECU, Digital/RICO

D.ECU, RF0, RF1, Digital/RICO

Correct Answers: A

3: Click on the Exhibit button.

Using the information in the exhibit, calculate the ground resistance for a fully equipped GSM BTS 18010?

Table 1 – BTS 18010 Dimensions	
Height	1750 mm (68.9 in)
Depth	600 mm (23.6 in)
Width	600 mm (23.6 in)


Table 2 – BTS 18020 Weight Fully Equipped	
BTS Type	Weight
S666	335.2Kg (739lb)

- A.604kg/m
- B.725kg/m
- C.800kg/m
- D.931kg/m

Correct Answers: D

4: Click on the Exhibit button.

What is the effect in the BTS when the Circuit Breakers (CB), CB1 and CB3, are off?




- A.Heater 1 is off.
- B.Rectifiers in slots 1-2 are off.
- C.The entire heating system is off.
- D.Only rectifiers 3 and 4 are operational.

Correct Answers: D

5: Click on the Exhibit button.

In which order should the Circuit Breakers (CBs) in the exhibit be switched on when powering on the GSM BTS 18010?



- A.CB0 / CB1 / CB2 / CB3
- B.CB1 / CB0 / CB2 / CB3
- C.CB1 / CB3 / CB0 / CB2
- D.CB3 / CB1 / CB0 / CB2

Correct Answers: C

6: Why is the GSM BTS 18020 secured on the Nortel plinth?

- A.in case of seismic activity
- B.in case of greenfield installation
- C.in case of BTS S8000 swap
- D.in case of roof terrace installation

Correct Answers: C

7: How is the GSM BTS 18020 secured to the floor?

- A.with two M10 bolts
- B.with two M12 bolts
- C.with four M10 bolts
- D.with four M12 bolts

Correct Answers: C

8: What is the operational state when the PCMx LED is red?

- A.PCM ok
- B.PCM NOK
- C.Synchro ok
- D.PCM in Test

Correct Answers: B


9: What is the operational state when the Abis LED is blinking?

- A.level 2 is ok
- B.no level 2 with the BSC
- C.downloading in progress
- D.software downloading failure

Correct Answers: C

10: Click on the Exhibit button.

According to the exhibit, what is the value of the TEI?



TEI(3)	TEI(2)	TEI(1)	TEI(0)	Line Build-Out
OFF	OFF	OFF	OFF	0
OFF	OFF	OFF	ON	1
OFF	OFF	ON	OFF	2
OFF	OFF	ON	ON	3
OFF	ON	OFF	OFF	4
OFF	ON	OFF	ON	5
OFF	ON	ON	OFF	6
OFF	ON	ON	ON	7
ON	OFF	OFF	OFF	8
ON	OFF	OFF	ON	9

- A.0
- B.1
- C.2
- D.3

Correct Answers: A