



Vendor: Microsoft

Exam Code: 70-458

**Exam Name: Transition Your MCTS on SQL Server 2008 to
MCSA: SQL Server 2012, Part 2 Exam**

Version: Demo

QUESTION 1

DRAG DROP

You administer several Microsoft SQL Server 2012 servers. Your company has a number of offices across the world connected by using a wide area network (WAN). Connections between offices vary significantly in both bandwidth and reliability. You need to identify the correct replication method for each scenario. What should you do?

To answer, drag the appropriate replication method or methods to the correct location or locations in the answer area. Each replication method may be used once, more than once, or not at all.

Select and Place:

| Replication Method | Scenario | |
|---------------------------|---|--|
| Transactional Replication | Multiple databases on the same low-latency subnet must allow applications to write changes locally, and these changes must be replicated to all related databas | |
| Peer-to-Peer Replication | An order summary table is repopulated once a week. This table must be replicated to all databases. | |
| Snapshot Replication | Field offices using unreliable connections keep a local copy of the product catalog and process orders locally. These orders must be periodically replicated to all other | |
| Merge Replication | Information in an order-tracking database must be replicated across a low-latency connection as changes occur to multiple reporting databases. | |

Correct Answer:

| Replication Method | Scenario | |
|--------------------|---|---------------------------|
| | Multiple databases on the same low-latency subnet must allow applications to write changes locally, and these changes must be replicated to all related databas | Peer-to-Peer Replication |
| | An order summary table is repopulated once a week. This table must be replicated to all databases. | Snapshot Replication |
| | Field offices using unreliable connections keep a local copy of the product catalog and process orders locally. These orders must be periodically replicated to all other | Merge Replication |
| | Information in an order-tracking database must be replicated across a low-latency connection as changes occur to multiple reporting databases. | Transactional Replication |

QUESTION 2

DRAG DROP


You are a database administrator of a Microsoft SQL Server 2012 environment. The environment contains two servers named SQLServer01 and SQLServer02. The database Contoso exists on SQLServer01. You plan to mirror the Contoso database between SQLServer01 and SQLServer02 by using database mirroring. You need to prepare the Contoso database for database mirroring. Which three actions should you perform in sequence?

To answer, move the appropriate actions from the list of actions to the answer area and arrange them in the correct order.

Select and Place:

| | |
|--|--|
| Back up Contoso on SQLServer01 by using a full backup. |  |
| Back up Contoso on SQLServer01 by using a full backup followed by a transaction log backup by using the NORECOVERY option. | |
| Back up Contoso on SQLServer01 by using a transaction log backup. Restore the transaction log backup by using the RECOVERY option on SQLServer02. | |
| Back up Contoso on SQLServer01 by using a transaction log backup. Restore the transaction log backup by using the NORECOVERY option on SQLServer02. | |
| Restore the full database backup of Contoso by using the NORECOVERY option on SQLServer02 as Contoso. | |
| Restore the full database backup of Contoso by using the RECOVERY option on SQLServer02 as Contoso_Mirror. | |

Correct Answer:

| | | |
|--|---|--|
| |  | Back up Contoso on SQLServer01 by using a full backup. |
| Back up Contoso on SQLServer01 by using a full backup followed by a transaction log backup by using the NORECOVERY option. | | Restore the full database backup of Contoso by using the NORECOVERY option on SQLServer02 as Contoso. |
| Back up Contoso on SQLServer01 by using a transaction log backup. Restore the transaction log backup by using the RECOVERY option on SQLServer02. | | Back up Contoso on SQLServer01 by using a transaction log backup. Restore the transaction log backup by using the NORECOVERY option on SQLServer02. |
| Restore the full database backup of Contoso by using the RECOVERY option on SQLServer02 as Contoso_Mirror. | | |

QUESTION 3

You create an availability group that has replicas named HA/Server01 and HA/Server02. Currently, HA/Server01 is the primary replica. You have multiple queries that read data and produce reports from the database. You need to offload the reporting workload to the secondary replica when HA/Server01 is the primary replica. What should you do?

- A. Set the Availability Mode property of HA/Server02 to Asynchronous commit.
- B. Set the Readable Secondary property of HA/Server02 to Read-intent only.
- C. Set the Connections in Primary Role property of HA/Server01 to Allow read/write connections.
- D. Set the Availability Mode property of HA/Server01 to Asynchronous commit.

Correct Answer: B

QUESTION 4

You administer several Microsoft SQL Server 2012 database servers. Merge replication has been configured for an application that is distributed across offices throughout a wide area network (WAN). Many of the tables involved in replication use the XML and varchar (max) data types. Occasionally, merge replication fails due to timeout errors. You need to reduce the occurrence of these timeout errors. What should you do?

- A. Set the Merge agent on the problem subscribers to use the slow link agent profile.
- B. Create a snapshot publication, and reconfigure the problem subscribers to use the snapshot publication.
- C. Change the Merge agent on the problem subscribers to run continuously.
- D. Set the Remote Connection Timeout on the Publisher to 0.

Correct Answer: A

QUESTION 5

You administer a Microsoft SQL Server 2012 database. You create an availability group named haContosoDbs. Your primary replica is available at Server01\Contoso01. You need to configure the availability group to have the highest availability. You also need to ensure that no data is lost. Which Transact-SQL statement should you use?

- A. ALTER AVAILABILITY GROUP haContosoDbs MODIFY REPLICA ON 'Server01\Contoso01' WITH (AVAILABILITY_MODE = ASYNCHRONOUS_COMMIT, FAILOVER_MODE = AUTOMATIC)
- B. ALTER AVAILABILITY GROUP haContosoDbs MODIFY REPLICA ON 'Server01\Contoso01' WITH (AVAILABILITY_MODE = SYNCHRONOUS_COMMIT, FAILOVER_MODE = MANUAL)
- C. ALTER AVAILABILITY GROUP haContosoDbs MODIFY REPLICA ON 'Server01\Contoso01' WITH (AVAILABILITY_MODE = SYNCHRONOUS_COMMIT, FAILOVER_MODE = AUTOMATIC)

- D. ALTER AVAILABILITY GROUP haContosoDbs MODIFY REPLICA ON 'Server01\Contoso01'
WITH (AVAILABILITY_MODE = ASYNCHRONOUS_COMMIT, FAILOVER_MODE = MANUAL)

Correct Answer: C

QUESTION 6

You administer two Microsoft SQL Server 2012 servers. Each server resides in a different, untrusted domain. You plan to configure database mirroring. You need to be able to create database mirroring endpoints on both servers. What should you do?

- A. Configure the SQL Server service account to use Network Service.
- B. Use a server certificate.
- C. Use a database certificate.
- D. Configure the SQL Server service account to use Local System.
- E. Company 2

Correct Answer: B

QUESTION 7

You are migrating a database named Orders to a new server that runs Microsoft SQL Server 2012. You attempt to add the [Corpnet\User1] login to the database. However, you receive the following error message:

"User already exists in current database."

You need to configure the [Corpnet\User1] login to be able to access the Orders database and retain the original permissions. You need to achieve this goal by using the minimum required permissions. Which Transact-SQL statement should you use?

- A. DROP USER [User1];
CREATE USER [Corpnet\User1] FOR LOGIN [Corpnet\User1];
ALTER ROLE [db_owner] ADD MEMBER [Corpnet\User1];
- B. ALTER SERVER ROLS [sysadmin] ADD MEMBER [Corpnet\User1];
- C. ALTER USER [Corpnet\User1] WITH LOGIN [Corpnet\User1];
- D. ALTER ROLE [db_owner] ADD MEMBER [Corpnet\User1];

Correct Answer: C

QUESTION 8

You administer a Microsoft SQL Server 2012 database. You configure Transparent Data Encryption (TDE) on the Orders database by using the following statements:

```
CREATE MASTER KEY ENCRYPTION BY PASSWORD = 'MyPassword1!';
CREATE CERTIFICATE TDE_Certificate WITH SUBJECT = 'TDE Certificate';

BACKUP CERTIFICATE TDE_Certificate TO FILE = 'd:\TDE_Certificate.cer'
WITH PRIVATE KEY (FILE = 'd:\TDE_Certificate.key', ENCRYPTION BY PASSWORD = 'MyPassword1!');

CREATE DATABASE ENCRYPTION KEY
WITH ALGORITHM = AES_256
ENCRYPTION BY SERVER CERTIFICATE TDE_Certificate;

ALTER DATABASE Orders SET ENCRYPTION ON;
```

You attempt to restore the Orders database and the restore fails. You copy the encryption file to the original location. A hardware failure occurs and so a new server must be installed and configured. After installing SQL Server to the new server, you restore the Orders database and copy the encryption files to their original location. However, you are unable to access the database. You need to be able to restore the database. Which Transact-SQL statement should you use before attempting the restore?

- A.

```
CREATE ASSEMBLY TDE_Assembly FROM 'd:\TDE_Certificate.cer'
WITH PERMISSION_SET = SAFE;
GO
CREATE CERTIFICATE TDE_Certificate FROM ASSEMBLY TDE_Assembly;
```
- B.

```
CREATE CERTIFICATE TDE_Certificate FROM EXECUTABLE FILE = 'd:\TDE_Certificate.cer'
```
- C.

```
CREATE CERTIFICATE TDE_Certificate FROM FILE = 'd:\TDE_Certificate.cer'
WITH PRIVATE KEY (FILE = 'd:\TDE_Certificate.key',
DECRYPTION BY PASSWORD 'MyPassword1!');
```
- D.

```
DECLARE @startdate date
SET @startdate = GETDATE()
CREATE CERTIFICATE TDE_Certificate FROM FILE = 'd:\TDE_Certificate.cer'
WITH START_DATE = @startdate;
```

Correct Answer: C

QUESTION 9

You administer a Microsoft SQL Server 2012 database that has Trustworthy set to On. You create a stored procedure that returns database-level information from Dynamic Management Views. You grant User1 access to execute the stored procedure. You need to ensure that the stored procedure returns the required information when User1 executes the stored procedure. You need to achieve this goal by granting the minimum permissions required. What should you do? (Each correct answer presents a complete solution. Choose all that apply.)

- A. Create a SQL Server login that has VIEW SERVER STATE permissions. Create an application role and a secured password for the role.
- B. Modify the stored procedure to include the EXECUTE AS OWNER statement. Grant VIEW SERVER STATE permissions to the owner of the stored procedure.
- C. Create a SQL Server login that has VIEW SERVER STATE permissions. Modify the stored procedure to include the EXECUTE AS {newlogin} statement.
- D. Grant the db_owner role on the database to User1.
- E. Grant the sysadmin role on the database to User1.

Correct Answer: BC

QUESTION 10

You use a contained database named ContosoDb within a domain. You need to create a user who can log on to the ContosoDb database. You also need to ensure that you can port the database to different database servers within the domain without additional user account configurations. Which type of user should you create?

- A. SQL user without login
- B. SQL user with a custom SID
- C. SQL user with login
- D. Domain user

Correct Answer: D

QUESTION 11

You are the lead database administrator (DBA) of a Microsoft SQL Server 2012 environment. All DBAs are members of the DOMAIN\JrDBAs Active Directory group. You grant DOMAIN\JrDBAs access to the SQL Server. You need to create a server role named SpecialDBARole that can perform the following functions:

- View all databases.
- View the server state.
- Assign GRANT, DENY, and REVOKE permissions on logins.

You need to add DOMAIN\JrDBAs to the server role. You also need to provide the least level of privileges necessary. Which SQL statement or statements should you use? Choose all that apply.

- A. CREATE SERVER ROLE [SpecialDBARole] AUTHORIZATION setupadmin;
- B. ALTER SERVER ROLE [SpecialDBARole] ADD MEMBER [DOMAIN\JrDBAs];
- C. CREATE SERVER ROLE [SpecialDBARole] AUTHORIZATION securityadmin;
- D. GRANT VIEW DEFINITION TO [SpecialDBARole];
- E. CREATE SERVER ROLE [SpecialDBARole] AUTHORIZATION serveradmin;
- F. GRANT VIEW SERVER STATE, VIEW ANY DATABASE TO [SpecialDBARole];

Correct Answer: BCF

QUESTION 12

You administer a Microsoft SQL Server 2012 server. You plan to deploy new features to an application. You need to evaluate existing and potential clustered and non-clustered indexes that will improve performance. What should you do?

- A. Query the sys.dm_db_index_usage_stats DMV.
- B. Query the sys.dm_db_missing_index_details DMV.
- C. Use the Database Engine Tuning Advisor.
- D. Query the sys.dm_db_missing_index_columns DMV.

Correct Answer: C

QUESTION 13

DRAG DROP

You administer a Microsoft SQL Server 2012 instance that contains a database of confidential data. You need to encrypt the database files at the page level. You also need to encrypt the transaction log files. Which four actions should you perform in sequence?

To answer, move the appropriate actions from the list of actions to the answer area and arrange them in the correct order.

Select and Place:

The screenshot shows a list of eight actions on the left and an empty answer area on the right. The actions are:

- Create a master key.
- Create a certificate in the user database protected by the master key.
- Create a certificate in the master database protected by the master key.
- Create a database encryption key in the user database and protect it by a password.
- Create a database encryption key in the master database and protect it by a password.
- Create a database encryption key in the user database and protect it by the certificate.
- Create a database encryption key in the master database and protect it by the certificate.
- Set the database option to enable encryption.

The answer area on the right is empty, with a vertical bar containing two circular arrows (one pointing right, one pointing left) for navigation.

Correct Answer:

The screenshot shows the same list of actions on the left, but with four actions moved to the answer area on the right. The correct sequence is:

- Create a master key.
- Create a certificate in the master database protected by the master key.
- Create a database encryption key in the user database and protect it by the certificate.
- Set the database option to enable encryption.

The answer area on the right is now populated with these four actions in the correct order. The vertical bar with navigation arrows is still present.

QUESTION 14

DRAG DROP

You administer a Microsoft SQL Server 2012 database. The database uses SQL Server Agent jobs to perform regular FULL and LOG backups. The database uses the FULL recovery model. You plan to perform a bulk import of a very large text file. You need to ensure that the following requirements are met during the bulk operation:

- The database transaction log is minimally affected.
- The database is online and all user transactions are recoverable.
- All transactions are fully recoverable prior to the import.

Which three actions should you perform in sequence?

To answer, move the appropriate actions from the list of actions to the answer area and arrange them in the correct order.

Select and Place:

Execute the BCP tool.

Perform a FULL database backup.

Perform a database LOG backup.

Configure the database to use the FULL recovery model.

Configure the database to use the BULK-LOGGED recovery model.

Correct Answer:

Perform a database LOG backup.

Configure the database to use the BULK-LOGGED recovery model.

Execute the BCP tool.

Perform a FULL database backup.

Configure the database to use the FULL recovery model.

QUESTION 15

You administer a Microsoft SQL Server database named Sales. The database is 3 terabytes in size. The Sales database is configured as shown in the following table.

| Filegroup | File |
|-----------|---|
| PRIMARY | <ul style="list-style-type: none">• Sales.mdf |
| XACTIONS | <ul style="list-style-type: none">• Sales_1.ndf• Sales_2.ndf• Sales_3.ndf |
| ARCHIVES | <ul style="list-style-type: none">• SalesArch_1.ndf• SalesArch_2.ndf |

You discover that Sales_2.ndf is corrupt. You need to recover the corrupted data in the minimum amount of time. What should you do?

- A. Perform a file restore.
- B. Perform a transaction log restore.
- C. Perform a restore from a full backup.
- D. Perform a filegroup restore.

Correct Answer: A

QUESTION 16**HOTSPOT**

You administer a Microsoft SQL Server 2012 database. The database contains a table that has the following definition:

```
CREATE TABLE [Sales].[Customer](
    [CustomerID] int NOT NULL,
    [CustomerName] nvarchar(50) NOT NULL,
    [TerritoryID] int NULL,
    [LastContactDate] datetimeoffset NULL,
    [CustomerType] nchar(1) NOT NULL,
    [Notes] varchar(250) NULL
)
```

You want to export data from the table to a flat file by using the SQL Server Import and Export Wizard. You need to ensure that the following requirements are met:

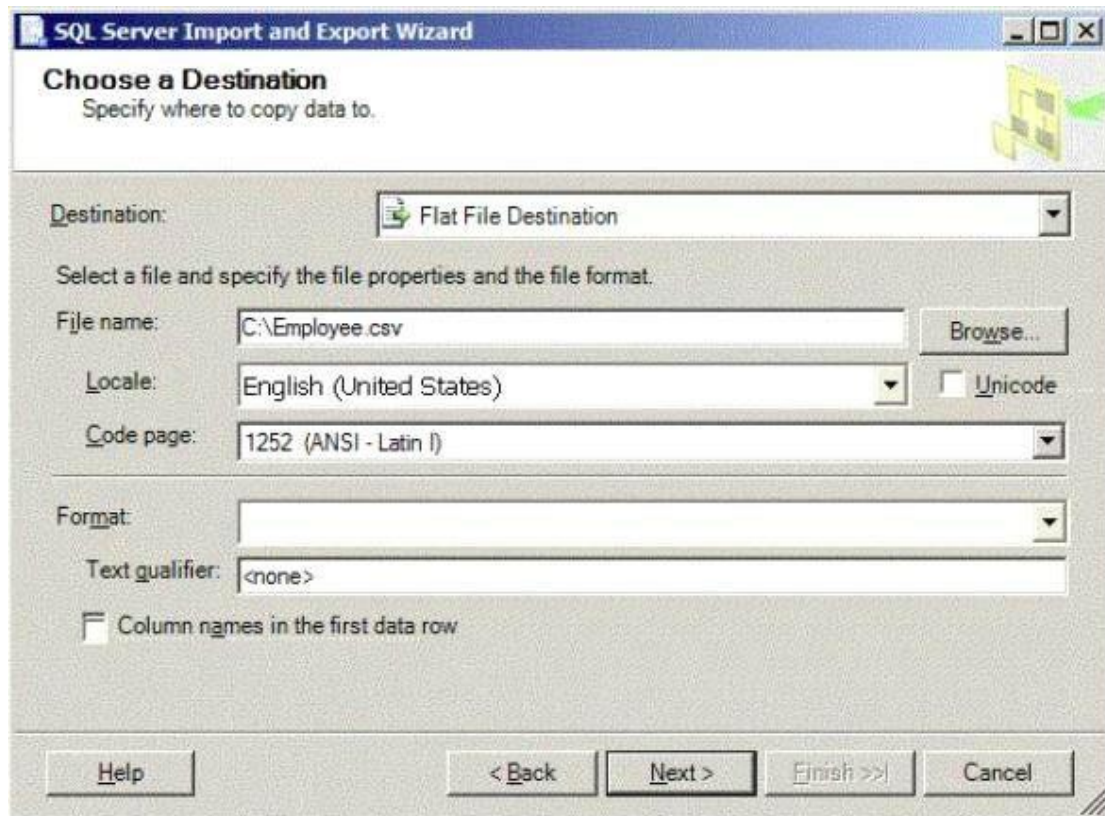
- The first row of the file contains the first row of data.

- Each record is of the same length.
- The date follows the U.S. date format.
- The file supports international characters.

What should you do?

To answer, configure the appropriate option or options in the dialog box in the answer area.

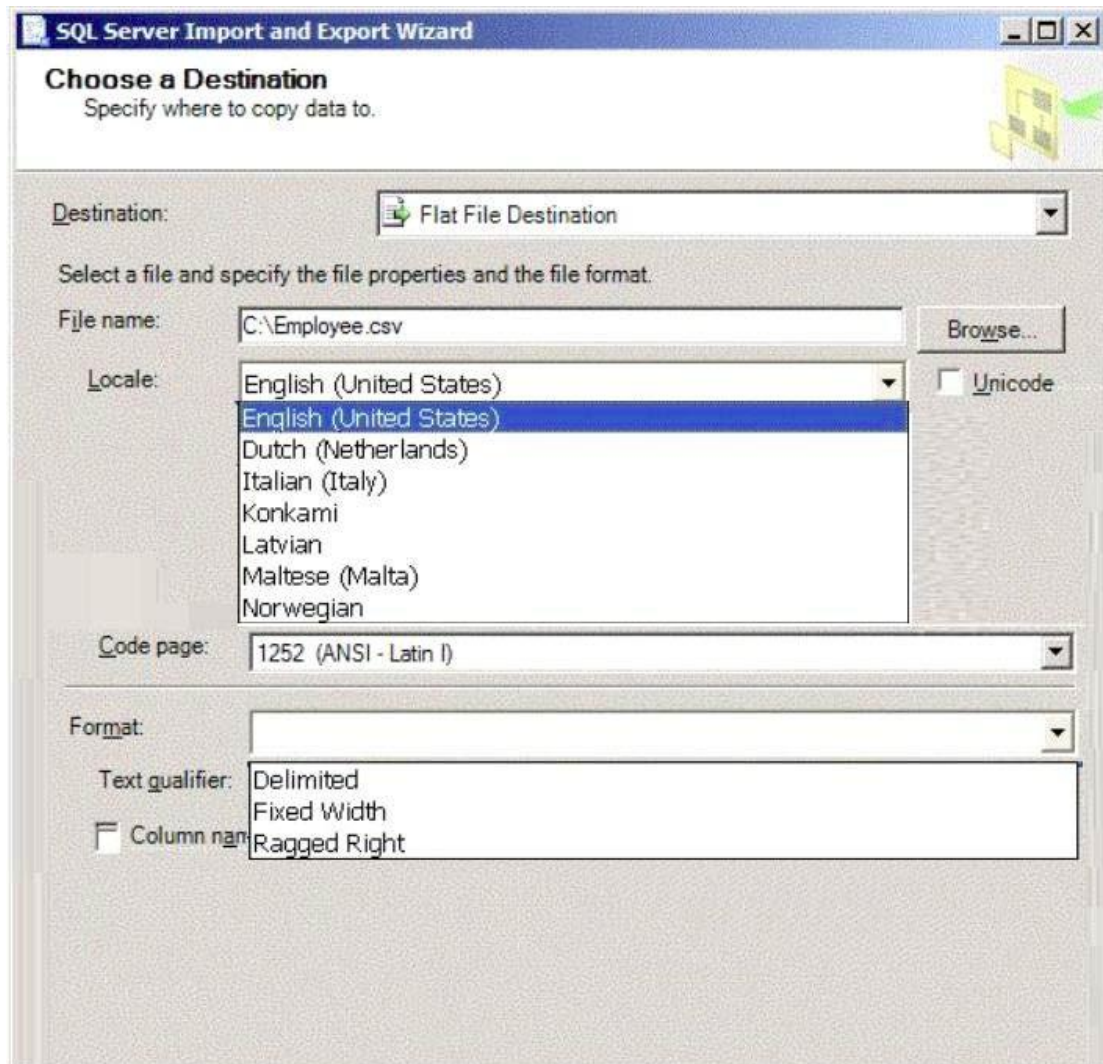
Hot Area:



The screenshot shows the 'SQL Server Import and Export Wizard' dialog box, specifically the 'Choose a Destination' step. The dialog box has a title bar with the text 'SQL Server Import and Export Wizard' and standard window controls. Below the title bar, the main heading is 'Choose a Destination' with the instruction 'Specify where to copy data to.' To the right of this heading is a small icon of a folder with a green arrow pointing to it. The main area of the dialog box contains several fields and options:

- Destination:** A dropdown menu currently set to 'Flat File Destination'.
- Select a file and specify the file properties and the file format.** This is a sub-heading for the following fields.
- File name:** A text box containing 'C:\Employee.csv' and a 'Browse...' button to its right.
- Locale:** A dropdown menu set to 'English (United States)' and a checkbox labeled 'Unicode' which is currently unchecked.
- Code page:** A dropdown menu set to '1252 (ANSI - Latin I)'.
- Format:** A dropdown menu that is currently empty.
- Text qualifier:** A text box containing '<none>'.
- Column names in the first data row:** A checkbox which is currently unchecked.

At the bottom of the dialog box, there are five buttons: 'Help', '< Back', 'Next >', 'Finish >>', and 'Cancel'.



Correct Answer:

Select a file and specify the file properties and the file format.

File name:

Locale: Unicode

Code page:

Format:

Text qualifier:

Column names in the first data row

QUESTION 17

DRAG DROP

You administer a Microsoft SQL Server 2012 database. You use an OrderDetail table that has the following definition:

```
CREATE TABLE [dbo].[OrderDetail]
  ([SalesOrderID] [int] NOT NULL,
   [SalesOrderDetailID] [int] IDENTITY(1,1) NOT NULL,
   [CarrierTrackingNumber] [nvarchar](25) NULL,
   [OrderQty] [smallint] NOT NULL,
   [ProductID] [int] NOT NULL,
   [SpecialOfferID] [int] NULL,
   [UnitPrice] [money] NOT NULL);
```

You need to create a non-clustered index on the SalesOrderID column in the OrderDetail table to include only rows that contain a value in the CarrierTrackingNumber column. Which four Transact- SQL statements should you use?

To answer, move the appropriate statements from the list of statements to the answer area and arrange them in the correct order.

Select and Place:

| | |
|--|---|
| WHERE |  |
| FILTER ON | |
| CarrierTrackingNumber IS NOT NULL; | |
| ON dbo.OrderDetail (SalesOrderID) | |
| ON dbo.OrderDetail (SalesOrderID) AS FILTERED_INDEX | |
| CREATE NONCLUSTERED INDEX FIndx_CarrierTrackingNumber | |
| CREATE NONCLUSTERED FILTERED INDEX FIndx_CarrierTrackingNumber | |

Correct Answer:

| | |
|--|---|
| FILTER ON | CREATE NONCLUSTERED INDEX FIndx_CarrierTrackingNumber |
| | ON dbo.OrderDetail (SalesOrderID) |
| | WHERE |
| | CarrierTrackingNumber IS NOT NULL; |
| ON dbo.OrderDetail (SalesOrderID) AS FILTERED_INDEX | |
| CREATE NONCLUSTERED FILTERED INDEX FIndx_CarrierTrackingNumber | |

QUESTION 18

You administer a SQL Server 2012 server that contains a database named SalesDb. SalesDb contains a schema named Customers that has a table named Regions. A user named UserA is a member of a role named Sales. UserA is granted the Select permission on the Regions table. The Sales role is granted the Select permission on the Customers schema. You need to ensure that the Sales role, including UserA, is disallowed to select from any of the tables in the Customers schema. Which Transact-SQL statement should you use?

- A. REVOKE SELECT ON Schema::Customers FROM UserA
- B. DENY SELECT ON Object::Regions FROM UserA
- C. EXEC sp_addrolemember 'Sales', 'UserA'
- D. DENY SELECT ON Object::Regions FROM Sales
- E. REVOKE SELECT ON Object::Regions FROM UserA
- F. DENY SELECT ON Schema::Customers FROM Sales
- G. DENY SELECT ON Schema::Customers FROM UserA
- H. EXEC sp_droprolerember 'Sales', 'UserA'
- I. REVOKE SELECT ON Object::Regions FROM Sales
- J. REVOKE SELECT ON Schema::Customers FROM Sales

Correct Answer: F

QUESTION 19

You administer a SQL Server 2012 server that contains a database named SalesDb. SalesDb contains a schema named Customers that has a table named Regions. A user named UserA is a member of a role named Sales. UserA is granted the Select permission on the Regions table. The Sales role is granted the Select permission on the Customers schema. You need to ensure that UserA is disallowed to select from the Regions table. Which Transact-SQL statement should you use?

- A. DENY SELECT ON Object::Regions FROM Sales
- B. DENY SELECT ON Schema::Customers FROM Sales
- C. REVOKE SELECT ON Object::Regions FROM Sales
- D. REVOKE SELECT ON Schema::Customers FROM Sales
- E. DENY SELECT ON Object::Regions FROM UserA
- F. DENY SELECT ON Schema::Customers FROM UserA
- G. REVOKE SELECT ON Object::Regions FROM UserA
- H. REVOKE SELECT ON Schema::Customers FROM UserA
- I. EXEC sp_addrolemerr.ber 'Sales', 'DserA'
- J. EXEC sp droprolemember 'Sales', 'UserA'

Correct Answer: E

QUESTION 20

You administer a SQL 2012 server that contains a database named SalesDb. SalesDb contains a schema named Customers that has a table named Regions. A user named UserA is a member of a role named Sales. UserA is granted the Select permission on the Regions table. The Sales role is granted the Select permission on the Customers schema. You need to remove the Select permission for UserA on the Regions table. You also need to ensure that UserA can still access all the tables in the Customers schema, including the Regions table, through the Sales role permissions. Which Transact-SQL statement should you use?

- A. DENY SELECT ON Object::Regions FROM UserA
- B. DENY SELECT ON Schema::Customers FROM UserA
- C. EXEC sp_addrolemember 'Sales', 'UserA'
- D. REVOKE SELECT ON Object::Regions FROM UserA
- E. REVOKE SELECT ON Object::Regions FROM Sales
- F. EXEC sp_droprolemember 'Sales', 'UserA'
- G. REVOKE SELECT ON Schema::Customers FROM UserA
- H. DENY SELECT ON Object::Regions FROM Sales
- I. DENY SELECT ON Schema::Customers FROM Sales
- J. REVOKE SELECT ON Schema::Customers FROM Sales

Correct Answer: D

EnsurePass.com Members Features:

1. Verified Answers researched by industry experts.
2. Q&As are downloadable in PDF and VCE format.
3. 98% success Guarantee and **Money Back** Guarantee.
4. Free updates for **180** Days.
5. **Instant Access to download the Items**

View list of All Exam provided:

<http://www.ensurepass.com/certifications?index=A>

To purchase Lifetime Full Access Membership click here:

<http://www.ensurepass.com/user/register>

Valid Discount Code for 2015: JREH-G1A8-XHC6

To purchase the HOT Microsoft Exams:

| <u>Microsoft</u> | | | |
|------------------------|------------------------|------------------------|------------------------|
| 70-243 | 70-347 | 70-466 | 70-515 |
| 70-246 | 70-410 | 70-467 | 70-516 |
| 70-247 | 70-411 | 70-480 | 70-519 |
| 70-321 | 70-412 | 70-483 | 70-583 |
| 70-331 | 70-413 | 70-484 | 70-640 |
| 70-332 | 70-414 | 70-485 | 70-649 |
| 70-336 | 70-417 | 70-486 | 70-668 |
| 70-337 | 70-461 | 70-487 | 70-680 |
| 70-341 | 70-462 | 70-488 | 70-687 |
| 70-342 | 70-463 | 70-489 | 70-688 |
| 70-346 | 70-464 | 70-513 | 70-689 |

